



DilaSoft V3

version 3.0

Windows Software for Dilatometers; Rotating, Parallel Plate, Bending Beam Viscometers and DTA/TGA

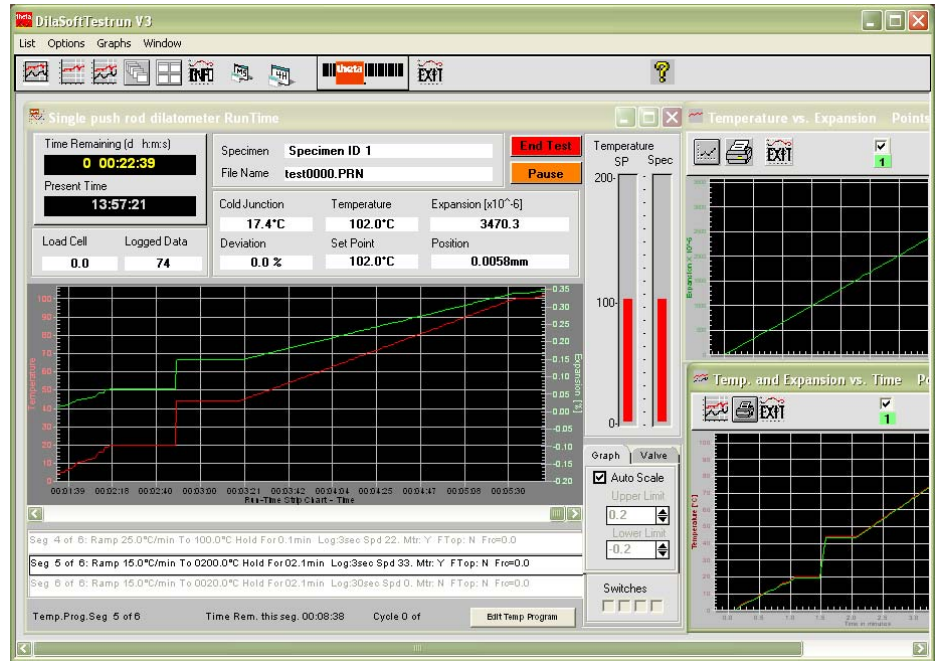
New DilaSoft V3 software for Windows features multiple **sizable** and improved **interactive run-time graphic displays** in an environment allowing experiments to run while simultaneously analyzing previous experiment data.

The main program allows easy setup of experiments and temperature programs plus full backup, restore and locking of all software and instrument settings. The configuration lock can now be password protected!

The run-time display shows all important information as the experiment progresses. The displays include: real-time bar graphs of setpoint and specimen temperatures, numeric and strip chart recorder of Measured Values (MV)* and temperature, temperature segment profile and much more. While the experiments are running, interactive graphs can be displayed showing MV* vs. temperature and/or MV* vs. time vs. temperature. These graphs can be moved, sized and scaled while the experiment continues to run, giving the operator all necessary information about the experiment as it is taking place.

The **Quick Report Generator** automatically gathers all the data about the experiment including the materials, temperature program, tables, dates, graphs and data and formats them into user selectable reports that can be saved to disk files for later use or printed immediately on the default Windows printer. Graphs can be saved as either BMP or WMF (windows meta files).

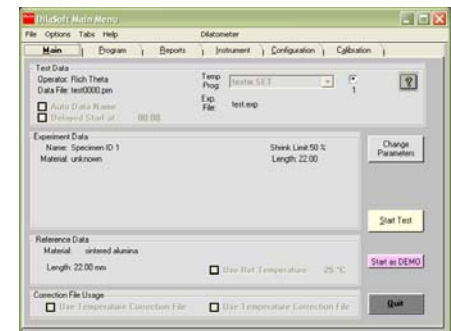
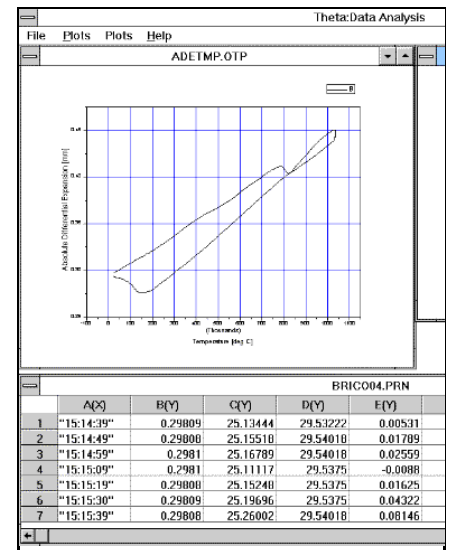
* Measured Value defined by instrument type.
Dilatometer = Expansion. Viscometer = Viscosity. DTA = Temperature difference. TGA = mass. Etc.



Data analysis remains unsurpassed in the industry offering the widest array of tools, charts, graphs, tables, printouts and reports. Analysis graphs and reports can all be completely customized by the user, printed immediately or saved to disk files for later retrieval or imported into other applications.

Currently, DilaSoft V3 software is only compatible with dilatometers and high temperature viscometers from Theta Industries, Inc. Feel free to contact them for any information regarding their instruments:

Theta Industries, Inc.
26 Valley Road
Port Washington, NY 11050
Phone: 516-883-4088 Fax: 516-883-4599
E-mail: theta@theta-us.com





DilaSoft V3

version 3.0

New Features

- ♦ Familiar interface with sizable, redesigned easier to read windows complete with fully updated Windows help files.
- ♦ All software and instrument settings can now be saved, restored or locked (password optional) against inadvertent changes..
- ♦ Automatic and manual archiving of all experiment data and parameters
- ♦ A Calibration Report can be generated for future reference.
- ♦ Many new features added to the temperature program editing screens.
- ♦ Channel Mapping allows setting the origin and type of any channel.
- ♦ Correction files automatically correct for any variance in equipment for exact measurements.
- ♦ Standard reference materials for Viscometers and Dilatometers plus user entered reference materials.
- ♦ "Change-Over" height & deflection forces the software to jump to the next temperature program segment when reached, for Parallel Plate and Bending Beam Viscometers..
- ♦ Pre-heat and Delayed Start.
- ♦ Improved temperature program with 100 segments – each with its own data storage interval, ramp rate, hold time, digital switch, head speed (Rot. Visc.), text alert, and more. The entire profile is displayed graphically on screen and can be printed.
- ♦ Optional use of maximum length for shrinkage calculation, valuable to glass analysis (Dilatometer).
- ♦ Automatic data file naming for fast repetitive experiments.
- ♦ Specimen length auto-length for faster experiment starts without having to measure the specimen (Dilatometer).
- ♦ Optional user selectable reset temperature for safer experiment shutdown.
- ♦ Instrument calibration is fully controlled through software including a timed reminder to recalibrate.
- ♦ Includes Setpoint3 diagnostic utility.

Quick Reports

Automatic reports:

- ♦ Summary of experiment data
- ♦ Full temperature program
- ♦ Table of results
- ♦ Full data file

Automatic charts:

- ♦ MV* vs. temperature
- ♦ Average alpha* vs. temperature
- ♦ MV* vs. time
- ♦ Temperature vs. time

Run-time Display

- ♦ Audible/visual alerts and messages (the software actually speaks, with optional hardware). These can be changed and set by the user.
- ♦ Rotating Viscometer is now allowed greater than 100% torque spikes without shutting down the experiment.
- ♦ View or edit the entire temperature program while the experiment runs.
- ♦ Experiment parameters can be changed while the experiment runs.
- ♦ Graphical LVDT positioning for added precision (Dilatometer).
- ♦ Simulated strip-chart recorder displays the last 750 measured values and temperature points in a scrollable, time-based window.
- ♦ Live displays of measured and calculated values; the current, prior and next temperature program segments; setpoint and actual specimen temperature. A mini-Status window is available to save screen space.
- ♦ No limit on the number of stored data points!
- ♦ Icon-style toolbar permits easy selection of graphs and overall window organization.
- ♦ Run-time graphs include MV* vs. temperature, and MV* and temperature vs. time. Each graph is an independent window which can be moved, sized, printed or closed while the experiment continues executing in the background.

* Value depends on instrument type.

Data Analysis

- ♦ Experiments can be run in the background while analysis is performed in the foreground.
- ♦ Floating toolbar for graph operations (zoom, point selection, etc.).
- ♦ Multiple windows for graphs and data.
- ♦ Many pre-formatted graph templates supplied for user convenience, each set corresponding to specific instrument type.
- ♦ Graphs can be fully customized.
- ♦ Automatic TMA and peak detection functions.
- ♦ User selectable reference/offset temperature, decimal points and temperature scale (C, F and K).
- ♦ Adjustable data smoothing.
- ♦ Automatic temperature transition point determination and plotting.
- ♦ Complete *Table of Results* with user selectable temperature range and increment parameters.
- ♦ All reports can be viewed, printed or stored as disk files for later retrieval or importing into other applications.
- ♦ Data files are now registered with the Analyze program so they can be double-clicked to open.

Currently, DilaSoft V3 software is only compatible with dilatometers and high temperature viscometers from Theta Industries, Inc. Feel free to contact them for any information regarding their instruments:

Theta Industries, Inc.
26 Valley Road
Port Washington, NY 11050
Phone: 516-883-4088 Fax: 516-883-4599 E-mail:
theta@theta-us.com

For the latest update information about DilaSoft V3 please see our web page at:

<http://www.bearlycomputing.com/DilaSoft/softupdt.html>

E-mail DilaSoft@bearlycomputing.com for further information, pricing or upgrade options. Or see our Web site for more details, the latest news and demos.